


**QUATERLY FINANCIAL STATEMENTS (STANDALONE)
FOR THE QUARTER ENDED ON 30.06.2025 (Q1-JUNE'25)
FOR THE F.Y. 2025-26**



JHARKHAND BIJLI VITRAN NIGAM LIMITED

Regd. Office: Engineering Building, H.E.C, Dhurwa, Ranchi- 834004

(CIN: U40108JH2013SGC001702)



JBMT & ASSOCIATES

CHARTERED ACCOUNTANTS

B/508, Satya Enclave, Lake Avenue
Kanke Road, Ranchi -834 008, Jharkhand, India
Tel : 0651-2207162, Mob. :9431118526
Email : jbmtca@gmail.com | jbmtranchi@rediffmail.com

Report on Review of Interim Financial Information

To The Members of Jharkhand Bijli Vitran Nigam Limited

Introduction

We have reviewed the accompanying Statement of Standalone unaudited Ind AS Financials of **Jharkhand Bijli Vitran Nigam Limited** ("the Company"), Regd. Office: Engineering Building, H.E.C, Dhurwa, Ranchi 834004 (CIN:U40108JH2013SGC001702) (PAN:AADCJ3148A) for the Quarter ended June 30, 2025 being submitted by the Company pursuant to the requirement of clause no 4.11 of guidelines issued under Revamped Distribution Sector Scheme (RDSS).

Management is responsible for the preparation and fair presentation of this interim financial information in accordance with recognition and measurement principles laid down in the Indian Accounting Standard, prescribed under Section 133 of the Companies Act, 2013 read with relevant rules issued there under and other accounting principles generally accepted in India. Our responsibility is to express a conclusion on this interim unaudited financial information based on our review.

Scope of Review


We conducted our review in accordance with Standard on Review Engagements (SRE) 2410, "Review of Interim Financial Information Performed by the Independent Auditor of the Entity". A review of interim financial information consists of making inquiries, primarily of persons responsible for financial and accounting matters, and applying analytical and other review procedures. A review is substantially less in scope than an audit conducted in accordance with Standards on Auditing and consequently does not enable us to obtain assurance that we would become aware of all significant matters that might be identified in an audit. We have not performed an audit and accordingly, we do not express an audit opinion.

Basis for Qualified Conclusion

1. Based on information provided to us by management, the company's financial information has been prepared on an accrual basis except in the following cases, where cash basis accountings have been adopted:
 - Grant received from Government.
 - Interest in recognition on mobilization advances.



- Supervision charges received from consumers.
 - In case of payments related to treasury, because of the inherent limitations and conditions, where JBVNL although being a beneficiary of these funds, does not enjoy full authority to operate such accounts, accrual accounting of payment out of treasury in some cases is not feasible.
2. Inter Unit transaction, i.e. transactions between the accounting units of the company, has a net debit balance of Rs. 39985.69 lakhs as on 30/06/2025. The confirmation for the inter unit balances has not been provided to us for verification. As advised by the management the company is in the process of reconciliation.
 3. (a) Share application money to the tune of Rs. 200.45 lakh received from State of Jharkhand represents unallotted portion of the residual value in the transfer scheme for Equity Allotment. However, Equity shares have not been allotted as on the date of the Report in contravention to the provision of section 42 of the Companies Act, 2013.
- (b) The Company has not complied with statutory requirement of adoption of accounts in its AGM since FY 2023-24, filing of AOC-4 and MGT-7 since FY 2019-20.
4. Non-compliance of Ind AS
 - We cannot comment on the correctness of application of Ind AS 116- Leases as appropriate documents have not been produced before us.
 - The Company has not applied the Ind AS 36 in respect of the impairment of assets for those assets which have been carried at more than the recoverable amount through use and sale of the assets.
 - The company has capitalized the borrowing cost on a proportionate basis. This is not in accordance with Ind-AS23 "Borrowing cost". Further, the company does not capitalize overheads and incidental expenses related to CWIP.
 - As per the policy of the management, the Company has valued the inventories at cost and not at 'cost or NRV, whichever is lower', which is in contravention with Ind AS2 "Inventories". Further, inventory ageing and obsolete items have not been assessed by the management and are being carried at same carrying amount in the Standalone Ind AS Financial Statements.
 - The company is providing for trade debtors at 1% in the incremental value, which is not consistent with Ind AS109-Financial Instrument, which requires the company to calculate Expected Credit loss. Disclosure required for sundry debtors as to aging, not made in the Financial Statement.
 - The Company has disclosed the Provision with respect to Employee Terminal Benefits and its plan assets on gross basis, which is not in compliance with Ind AS19 "Employee Benefits".
 5. The company has not accounted for accrued income on Fixed deposit in certain cases.
 6. Interest on consumer security deposit of Rs. 87.72 lakhs has been recognized on an average basis on the total amount received during the half year ended instead of actual date of receipts.




h

7. As informed, although the Company has started monitoring statutory compliances, however, non compliances in few cases were observed during the period of our review related to filing of TDS and other returns and payment of tax liabilities as also reported by earlier auditors.
8. We have observed that the reconciliation of accounts with generating and transmitting companies have not been made during the period under review, hence DPS arising out of such reconciliation, if any, have not been recognized as expenses.
9. We have not been provided with confirmations of balances from trade creditors, financial institutions and other parties in respect of Loans, Advances and Current Liabilities, balances outstanding under the head Secured/Unsecured Loans, Capital Advance, Keep Back, Earnest Money Deposit, Advance to O&M Supplier, Security Deposits, Loans and Advances (Assets & Liabilities), Other Receivables, Amount Owing from Licenses and Sundry Debtors, out of which many are outstanding since Jharkhand State Electricity Board Period which are subject to confirmation, reconciliation and consequential adjustment, if any. The effect of the adjustment arising from reconciliation and settlement of old dues and possible losses which may arise on account of non-recovery or partial recovery of such dues is not ascertained. Hence, we are unable to comment upon the impact thereof on the accounts for the period.
10. In para 2.3 (Subsidy to consumers by Government of Jharkhand), and in para 2.8 (AT&C Loss for the quarter ended 30th June 2025) of the Note to the Standalone Financial Statement, the amount ₹40416.63 Lakh has been wrongly mentioned instead ₹26884.69 Lakh.

Qualified Conclusion

Based on our review, with the exception of the matter described in the preceding paragraph, nothing has come to our attention that causes us to believe that the accompanying interim financial information does not give a true and fair view of the state of affairs of the entity as at 30th June 2025, and of its results of operations and its cash flows for the Quarter then ended in accordance with recognition and measurement principles laid down in the Indian Accounting Standard, prescribed under Section 133 of the Companies Act, 2013 read with relevant rules issued there under and other accounting principles generally accepted in India.

For JBMT & Associates,
Chartered Accountants,
(FRN: 0320232E)


(CA. Rajendra Kumar Kar, FCA)
Partner
M No. 067393
Date: 10/05/2026
Place: Ranchi
UDIN: 26067393YYMQJF5922



JHARKHAND BIJLI VITRAN NIGAM LIMITED
Regtd. Office: Engineering Building, H.E.C, Dhurwa, Ranchi- 834004
(CIN : U40108JH2013SGC001702)
Standalone Balance Sheet as at 30th June 2025

in ₹ lakh

Particulars	Notes	As at	As at	As at
		30th June 2025	31st March 2025	1st April 2024
		Unaudited	Audited	Audited
I. ASSETS				
1 Non-current assets				
<u>Fixed assets</u>				
Property, Plant & Equipment	3A	15,00,712.87	15,00,708.78	15,18,974.45
Capital work-in-progress	3B	1,95,210.97	1,56,616.75	26,473.01
Intangible assets	3C	114.74	126.60	174.08
<u>Financial Assets</u>				
Non-current investments	4	84,791.65	84,791.65	76,051.65
Others	5	56,713.75	55,401.24	50,279.84
<u>Other non-current assets</u>	6	6,76,884.79	7,59,204.73	6,14,715.59
2 Current assets				
<u>Inventories</u>	7	24,317.88	24,815.19	22,961.78
<u>Financial Assets</u>				
Trade receivables	8	5,53,857.11	5,22,817.55	6,35,533.20
Cash and cash equivalents	9	1,91,154.38	2,04,410.27	2,18,503.58
Bank Balances Other Than Cash & Cash Equivalent	10	51,607.78	51,948.30	50,563.86
<u>Other current assets</u>	11	1,56,752.66	1,59,777.51	73,471.78
TOTAL ASSETS		34,92,118.58	35,20,618.56	32,87,702.83
II. EQUITY AND LIABILITIES				
1 Equity				
Equity Share capital	12	4,83,554.25	4,78,554.25	3,24,645.00
Other Equity	13A	(21,62,692.67)	(20,48,459.99)	(16,97,671.16)
Restructuring Account	13B	(1,66,672.73)	(1,66,672.73)	(1,47,784.29)
<u>Liabilities</u>				
2 Non-current liabilities				
<u>Financial Liabilities</u>				
Borrowings	14	13,33,695.48	13,92,893.14	11,32,645.00
Consumers' Security Deposit	16	2,33,473.60	2,23,648.60	2,05,582.20
<u>Government Grants</u>	17	10,03,248.88	9,85,192.49	9,57,047.42
<u>Other Non-Current liabilities</u>				
Provisions	18A	3,60,116.80	3,58,278.74	3,22,627.56
Others	18B	1,69,730.93	1,59,463.62	1,54,061.58
3 Current liabilities				
<u>Financial Liabilities</u>				
Borrowings	15	9,55,267.24	8,45,229.38	7,26,535.25
Trade payables	19	9,12,179.47	9,19,218.81	10,34,112.48
Others	20	2,18,966.88	2,15,159.30	1,68,557.64
<u>Other current liabilities</u>	21	1,26,339.16	1,30,740.90	90,930.73
<u>Provisions</u>	22	24,911.31	27,372.05	16,413.42
TOTAL EQUITY AND LIABILITIES		34,92,118.58	35,20,618.56	32,87,702.83

The accompanying notes from 1 to 30 form an integral part of the Standalone financial statements

DATE:- 09th MARCH, 2026

PLACE:- RANCHI

For and on behalf of Board of Directors

For JBMT & ASSOCIATES
CHARTERED ACCOUNTANTS
FRN No-320232E

(CA. RAJENDRA KUMAR KAR, FCA)
PARTNER
MEMBERSHIP No-067393



Nimesh Anand
(Nimesh Anand)
Company Secretary
(M.No. A27073)

(T. Kullu)
Director (Finance)-Cum-CFO
(DIN-9793414)

P. K. Srivastava
(P. K. Srivastava)
Director (Distribution & Project)
(DIN-11332113)

(K. Sanivasan)
(K. Sanivasan)
Managing Director
(DIN-07574033)

DATE:- 10-05-2026

UDIN:- 26067393YYM8JF5922

JHARKHAND BIJLI VITRAN NIGAM LIMITED
 Regtd. Office: Engineering Building, H.E.C, Dhurwa, Ranchi- 834004
 (CIN : U40108JH2013SGC001702)
 Standalone Statement of Profit and loss for the quarter ended 30th June 2025

in ₹ lakh

Particulars	Notes	For the quarter ended 30th June 2025	For the year ended 31st March 2025
		Unaudited	Audited
I. Revenue From Operations	23	2,37,485.35	8,30,336.68
		2,37,485.35	8,30,336.68
II. Other income			
Revenue Grant from Govt.	24	-	-
Others	25	25,645.74	2,41,869.87
		25,645.74	2,41,869.87
III. Total Income (I + II)		2,63,131.09	10,72,206.56
IV. Expenses:			
Purchases of Power and Transmission charges	26	2,60,479.20	8,72,353.47
Employee benefits expense	27	9,622.61	40,752.59
Finance costs	28	56,994.96	1,79,728.09
Depreciation and amortization expense	3A & 3C	26,044.67	1,00,213.07
Other expenses	29	19,222.33	73,885.41
Total expenses		3,72,363.77	12,66,932.65
V. Profit/(Loss) before exceptional items and tax (III-IV)		(1,09,232.68)	(1,94,726.08)
VI. Exceptional items		-	-
VII. Profit/(Loss) before tax (V - VI)		(1,09,232.68)	(1,94,726.08)
VIII. Tax expense:			
(1) Current tax		-	-
(2) Deferred tax		-	-
IX. Profit/(Loss) to be transferred to Other Equity (VII-VIII)		(1,09,232.68)	(1,94,726.08)
X. Other comprehensive income			
(a) Items that will not be reclassified to profit or loss	30	-	(7,153.50)
(b) Items that will be reclassified to profit or loss		-	-
Total Comprehensive Income for the period (IX+X)		(1,09,232.68)	(2,01,879.59)
XI. (Comprising Profit/(Loss) and other Comprehensive Income for the Year)		(1,09,232.68)	(2,01,879.59)
XII. EARNINGS PER EQUITY SHARE:			
Equity shares of par value ₹ 10/- each			
(1) Basic		(2.26)	(4.03)
(2) Diluted		(2.26)	(4.06)

The accompanying notes from 1 to 30 form an integral part of the Standalone financial statements

DATE! - 9th MARCH 2026
 PLACE! - RANCHI

For and on behalf of Board of Directors

Nimesh Anand
 (Nimesh Anand)
 Company Secretary
 (M.No. A27073)

P. K. Srivastava
 (P. K. Srivastava)
 Director (Distribution & Project)
 (DIN-11332113)

For JBMT & ASSOCIATES
CHARTERED ACCOUNTANTS
 FRN No-320232E
R.K.
RAJENDRA KUMAR KAR, FCA
 PARTNER
 MEMBERSHIP No-067383



T. Kullu
 (T. Kullu)
 Director (Finance)-Cum-CFO
 (DIN-9793414)

K. Srivastava
 (K. Srivastava)
 Managing Director
 (DIN-07574033)

DATE! - 10-05-2026
 UDIN! - 26067293YMBJF5922

JHARKHAND BIJLI VITRAN NIGAM LIMITED
Regtd. Office: Engineering Building, H.E.C, Dhurwa, Ranchi- 834004
(CIN : U40108JH2013SGC001702)
Standalone Statement of Cash Flows

in ₹ lakh

Particulars	For the quarter ended 30th June 2025		As at 31st March 2025	
	Amount	Amount	Amount	Amount
	Unaudited		Audited	
Cash flows from operating activities				
Profit before taxation		(1,09,232.68)		(2,01,879.59)
Adjustments for:				
Depreciation & amortisation	26,044.67		1,00,213.07	
Amortisation of Grants, Contribution, Subsidies charged to P&L A/c	(14,600.61)		(57,539.50)	
Provision for Doubtful Debts	300.23		210.22	
Provision for Doubtful written back	-		(1,37,939.83)	
Investment income	(913.98)		(2,949.08)	
Prior Period error/adjustments				
Profit / (Loss) on the sale of property, plant & equipment	-	10,830.31	-	(98,005.13)
Working capital changes:				
Decrease/(Increase) in inventories	497.31		(1,853.41)	
Decrease/(Increase) in trade and other receivables	54,645.74		(1,19,444.18)	
(Decrease)/Increase in trade and other payables	51,780.45	1,06,923.50	3,11,884.94	1,90,587.35
Cash generated from operations		8,521.13		(1,09,297.36)
Income taxes paid	-		-	
Dividends paid	-		-	
Net cash from operating activities		8,521.13		(1,09,297.36)
Cash flows from investing activities				
Purchase of Property, Plant & Equipment		(26,036.90)		(81,899.92)
Addition/Capitalisation of CWIP		(38,594.22)		(1,30,143.74)
Interest Income on Investments		913.98		2,949.08
(Increase)/Decrease of Investment		(1,312.51)		(13,861.40)
Net cash from investing activities		(65,029.66)		(2,22,955.98)
Cash flows from financing activities				
Share Application Money		-		5,000
Proceeds from State & Central Government Grant		32,657.00		92,684.00
Proceeds from State Government Loan		-		2,42,232.59
Proceeds from PFC, REC Loans & World Bank Loan		11,754.51		1,93,372.75
Receipt/(Adjustment) from Consumer for Capital works & Others		760.80		2,655.33
Loan Repaid		(1,919.67)		(2,10,785.21)
Grant Surrendered		-		(6,999.43)
Net cash from financing activities		43,252.64		3,18,160.02
Net increase/(decrease) in cash and cash equivalents		(13,255.88)		(14,093.31)
Cash and cash equivalents at beginning of period		2,04,410.27		2,18,503.58
Cash and cash equivalents at end of period		1,91,154.38		2,04,410.27

DATE:- 9th MARCH, 2026
PLACE:- RANCHI

For and on behalf of Board of Directors

For JBMT & ASSOCIATES
CHARTERED ACCOUNTANTS
FRN No-320232E

RKA
(CA. RAJENDRA KUMAR KAR, FCA)
PARTNER
MEMBERSHIP No-067383

DATE:- 10-05-2026

UDIN :- 26067393YYM0JF5922 3



Nimesh Anand
(Nimesh Anand)
Company Secretary
(M.No. A27073)

(T. Kullu)
Director (Finance)-Cum-CFO
(DIN-9793414)

K. Srivastava
(P. K. Srivastava)
Director (Distribution & Project)
(DIN-11332113)

K. Srinivasan
(K. Srinivasan)
Managing Director
(DIN-07574033)

JHARKHAND BIJLI VITRAN NIGAM LIMITED
 Regtd. Office: Engineering Building, H.E.C, Dhurwa, Ranchi- 834004
 (CIN : U40108JH2013SGC001702)
 Statement of Changes in Equity

A. Equity Share Capital

As at 30th June, 2025		in ₹ lakh
Particulars	Amount	
		Unaudited
Balance at the beginning of period as at 1st April, 2025	4,78,554.25	
Changes in equity share capital during the year	5,000.00	
Shares outstanding at the end of quarter as at 30th June, 2025	4,83,554.25	

As at 31st March, 2025		in ₹ lakh
Particulars	Amount	
		Audited
Balance at the beginning of period as at 1st April, 2024	3,24,645.00	
Changes in equity share capital during the year	1,53,909.25	
Shares outstanding at the end of Year as at 31st March, 2025	4,78,554.25	

As at 1st April, 2024		in ₹ lakh
Particulars	Amount	
		Audited
Balance at the end of period as at 31st March, 2024	3,24,645.00	
Changes in equity share capital/restatement	-	
Shares outstanding as at 1st April, 2024	3,24,645.00	

B. Other Equity

Particulars	Share application money pending allotment	Reserves & Surplus		Total
		Retained Earnings	Other Comprehensive Income/(Expense)	
		Audited		
Balance at the end of period as at 31st March, 2024	1,54,109.70	(18,32,518.51)	(18,731.29)	(16,97,140.10)
Adjustments for:				
Prior Period adjustments/Restatement	-	(531.06)	-	(531.06)
Profit/(Loss) for the year	-	-	-	-
Adjustments:				
Total changes due to restatement	-	(531.06)	-	(531.06)
Other	-	-	-	-
Restated balance as at 1st April, 2024	1,54,109.70	(18,33,049.57)	(18,731.29)	(16,97,671.16)

Particulars	Share application money pending allotment	Reserves & Surplus		Total
		Retained Earnings	Other Comprehensive Income/(Expense)	
		Audited		
Balance as at 1st April, 2024	1,54,109.70	(18,33,049.57)	(18,731.29)	(16,97,671.16)
Adjustments for:				
Prior Period adjustments	-	-	-	-
Share application money received	5,000.00	-	-	5,000.00
Utilised for allotment of equity shares	(1,53,909.25)	-	-	(1,53,909.25)
Profit/(Loss) for the year	-	(1,94,726.08)	-	(1,94,726.08)
Comprehensive income/(expenditure)	-	-	(7,153.50)	(7,153.50)
Total movement during the year	(1,48,909.25)	(1,94,726.08)	(7,153.50)	(3,50,788.84)
Other	-	-	-	-
Balance as at Year ended 31st March, 2025	5,200.45	(20,27,775.65)	(25,884.79)	(20,48,459.99)

Particulars	Share application money pending allotment	Reserves & Surplus		Total
		Retained Earnings	Other Comprehensive Income/(Expense)	
		Unaudited		
Balance as at 1st April, 2025	5,200.45	(20,27,775.65)	(25,884.79)	(20,48,459.99)
Addition/Adjustments for during the year:				
Share Application Money received	-	-	-	-
Utilised for allotment of equity shares	(5,000.00)	-	-	(5,000.00)
Prior Period adjustments	-	-	-	-
Profit/(Loss) for the year	-	(1,09,232.68)	-	(1,09,232.68)
Comprehensive income/(expenditure)	-	-	-	-
Total movement during the quarter	(5,000.00)	(1,09,232.68)	-	(1,14,232.68)
Others	-	-	-	-
Balance at the year ended 30th June, 2025	200.45	(21,37,008.33)	(25,884.79)	(21,62,692.67)

DATE!- 9th MARCH 2026

PLACE!- RANCHI

For JBMT & ASSOCIATES
 CHARTERED ACCOUNTANTS
 FRN No-320232E

(CA. RAJENDRA KUMAR KAR, FCA)
 PARTNER
 MEMBERSHIP No-067393



Nimesh Anand
 (Nimesh Anand)
 Company Secretary
 (M.No. A27073)

T. Kullu
 (T. Kullu)
 Director (Finance)-Cum-CFO
 (DIN-9793414)

P. K. Srivastava
 (P. K. Srivastava)
 Director (Distribution & Project)
 (DIN-11332113)

K. Srinivasan
 (K. Srinivasan)
 Managing Director
 (DIN-07574033)

DATE!- 10-05-2026

UDEN!- 26067393YVMQJF5922

For and on behalf of Board of Directors

Note 1. Company Information and Material Accounting Policies

A. Reporting Entity

Jharkhand Bijli Vitran Nigam Limited (JBVNL)

Jharkhand Bijli Vitran Nigam Limited (The Company), a Limited Company, incorporated under the Companies Act, 1956, came into existence October 23, 2013 (CIN U40108JH2013SGC0-01702) as a result of the unbundling of the erstwhile Jharkhand State Electricity Board (JSEB) into four companies. The Company is a wholly owned subsidiary company of "Jharkhand Urja Vikas Nigam Ltd (The Holding Company).

The main objective of the Company is distribution of reliable and quality supply of electricity at reasonable and competitive tariff to boost agriculture, industrial and overall economic growth and development of Jharkhand. In order to achieve the main objective, the company has undertaken the activities of distribution to all consumers irrespective of the voltage, provision, supply, wheeling, purchase, sale, import, export and trading of electricity, introduce open access in distribution as per the Jharkhand Electricity Regulatory Commission directives. The tariff of the company is regulated by the Jharkhand Electricity Regulatory Commission.

The registered office of the Company is located at Engineering Building, HEC, Dhurwa, Ranchi - 834004, in the State of Jharkhand. JBVNL is a state-owned public-sector company engaged in the business of electricity distribution. The company is involved in distribution of electricity to different categories of consumers like HT, LTIS, DS, NDS, IAS, etc. in the entire location of Jharkhand State. Presently, the system of power supply in State is governed through 7 electric supply areas, viz. Ranchi, Dhanbad, Jamshedpur, Hazaribagh, Giridih, Dumka and Medninagar.

B. Revamped Distribution Sector Scheme (RDSS)

'Revamped Distribution Sector Scheme: A Reforms-Based and Results-Linked Scheme' (RDSS) has been launched by Ministry of Power, Government of India via Office Memorandum F. No. 20/9/2019-IPDS on dated 20.07.2021 with objective of improving the quality and reliability of power supply to consumers through a financially sustainable and operationally efficient distribution Sector. The Scheme aims to reduce the AT&C losses to pan-India levels of 12-15% and ACS-ARR gap to zero by 2024-25.

In accordance with the scheme, Jharkhand Bijli Vitran Nigam Limited (JBVNL) has envisaged to implement the scheme in 24 districts under its electrical supply area.

I. Approval by State Cabinet, Govt. of Jharkhand and Sanction of RDSS Scheme by Ministry of Power, Govt. of India for JBVNL

State Cabinet, Govt. of Jharkhand vide resolution no. 570 dated 22.03.2022 gave administrative approval for RDSS Project and also approved to release State Govt. share in light of funding pattern of scheme and subsequently, MoP has sanctioned Financial Assistance for implementation of projects under RDSS vide sanction letter no 77703 dated 29.06.2022.

II. Floating of Tenders of Loss Reduction works (Excluding IT/OT - GIS Component) and Metering works (Consumer metering + DT metering +Feeder metering) and award of contracts

As per the approval from the BoD, JBVNL have already floated NITs for Loss reduction & Smart metering works under RDSS Scheme for the eligible vendors, in the month of April 2023.

At the quarter ended 30th June 2025, 100% of both loss Reduction works and (20 Nos. of packages) and Smart Metering Works (04 Nos. packages), have been awarded including appointment of Project Management Agency (PMA). The details of the same are mentioned below: -



A handwritten signature in blue ink, appearing to be "A. S.", written over a horizontal line.

A handwritten signature in blue ink, appearing to be "B. S.", written over a horizontal line.

A handwritten signature in blue ink, appearing to be "G.", written over a horizontal line.

SI No.	Nature of Work	No. of Packages	Project Value (in ₹ Cr.)
1.	Loss Reduction works	20 Packages	3,525.33
2.	Smart metering (AMISP) Works	04 Packages	1,650.17
3.	PMA		30.67

Note 2: Other Key Disclosures

2.1 Restatement relating to earlier period transactions

During the quarter ended 30th June 2025, the company recorded the following transactions, for corrections as per the CAG observations for the F.Y. 2024-25 and other internal reconciliations which resulted in restatement of earlier period balances per the provisions of IND AS 8:

The aforesaid restatement has been carried out in the following manner:

- Restating the opening balances of Assets, Liabilities, and equity as on 1st April 2024 for items, pertaining to periods earlier or up to 31st March 2024; and
- Restating the comparative amounts for the period of the F.Y. 2024-25.

The summary of changes is provided in the table below:

- Summary of restatement of the opening balances of Assets, Liabilities and equity as on 1st April 2024, for items pertaining to periods earlier or up to 31st March 2024:

Particulars	Notes to Financial Statement	Retained Earnings	Assets/ Liabilities	Total	Remarks
		Dr./ (Cr.)	Dr./ (Cr.)	Dr./ (Cr.)	
Liabilities for Purchase of Power-NHPC	19		(290.61)	(290.61)	Note (i)
Advance for Deposit Work	20		33.88	33.88	Note (ii)
Capital Work-in-progress	3B		571.60	571.60	
Circle Current Account	11		8.65	8.65	
Dep. on Lines and Cable Net Work	3A		(54.08)	(54.08)	
Dep. on Plant and Machinery	3A		(13.57)	(13.57)	
Deposit for Electrification, Service Connection	20		(0.36)	(0.36)	
ICT Stock	11		(31.44)	(31.44)	
Liabilities capital Suppliers/Works'	20		765.00	765.00	
Lines and Cable Net Work	3A		1,209.51	1,209.51	
Plant and Machinery	3A		265.40	265.40	
Stock of Materials at construction Stock (Capital)	7		(2,555.41)	(2,555.41)	
Stock of Materials at other site Stock (O&M)	7		(439.62)	(439.62)	
Retained Earning	13	531.06		531.06	
Total		531.06	(531.06)	-	



Signature

Signature

Signature

Signature

b. Summary of restatement of the amounts of comparative for the period of the F.Y. 2024-25:

Particulars	Notes to Financial Statement	Statement of P/L A/c Dr./ (Cr.)	Assets/ Liabilities	Total	Remarks
			Dr./ (Cr.)	Dr./ (Cr.)	
Office Equipment	3A		0.48	0.48	Note (i)
Prov. For Dep. On Office Equipment	3A		(0.01)	(0.01)	
Advance to Contractors	11		22.50	22.50	
Manpower	29	(22.50)		(22.50)	
Dearness Allowance (With Detail)	27	10.56		10.56	
Salary Payable	20		(10.56)	(10.56)	
Advance for Deposit Work	20		1,822.44	1,822.44	Note (ii)
Capital Work-in-progress	3B		49.10	49.10	
Circle Current Account	11		(283.67)	(283.67)	
Dep. on Lines and Cable Net Work	3A		(44.99)	(44.99)	
Dep. on Plant and Machinery	3A		(11.25)	(11.25)	
Deposit for Electrification, Service Connection	20		(1,782.42)	(1,782.42)	
ICT Stock	11		(21.82)	(21.82)	
Liabilities capital Suppliers/Works'	20		1,021.06	1,021.06	
Liabilities for O.M. Suppliers/Works	20		(35.33)	(35.33)	
Lines and Cable Net Work	3A		1,526.14	1,526.14	
Plant and Machinery	3A		418.51	418.51	
Receipt from Consumers for capital works	23	(40.02)		(40.02)	
Repairs & Maintenance Lines & Cable	29	968.14		968.14	
Repairs & Maintenance Plant & Machinery	29	939.04		939.04	
Stock of Materials at construction Stock (Capital) *	7		(2,907.14)	(2,907.14)	
Stock of Materials at other site Stock (O&M)	7		(1,674.52)	(1,674.52)	
Retention Money Suppliers/contractors	18B		3.25	3.25	
Security Deposit From Contractors	18B		(29.34)	(29.34)	
Keep back Deposit	18B		(126.85)	(126.85)	
Penalty Keep Back.	18B		(73.70)	(73.70)	
Deposits and Retention form Suppliers and Contractor	18B		226.80	226.80	
Miscellaneous Receipt.	25	(0.91)		(0.91)	
Misc. Deposit.	20		0.77	0.77	
Depreciation	3A	56.25		56.25	Note (i) & Note (ii)
Total		1,910.55	(1,910.55)	-	

Note:

- i. Based on the observation of CAG for the F.Y. 2024-25, made certain corrections which impacted the figures of previous years of liabilities of power purchase, assets, manpower and other expenses which have been accounted for through restatements of balances of corresponding ledgers for period of the upto 31st March 2024 and F.Y. 2024-25, having an impact on retained earnings and previous year statement of profit and loss, as well.



Handwritten signatures and initials in blue ink, including a signature with the number '7' and several other initials.

- ii. In the process of reoperationalisation of SAP, the company performed various reconciliations and differences of earlier periods were restated in line with Ind AS 8 which impacted the balances of its stock, liabilities, Assets, Advance for Deposits, Depreciations, Keep Back Deposits, Retention, Security deposits etc. where opening balances corrected accordingly for period of the upto 31st March 2024 and F.Y. 2024-25, having an impact on retained earnings and previous year statement of profit and loss, as well.

2.2 True up petition of the Company till FY 2023-24

The Hon'ble Commission has passed Order on True-up for FY 2023-24, Annual Performance Review for FY 2024-25, and Aggregate Revenue Requirement & Tariff for FY 2025-26 for Jharkhand Bijli Vitran Nigam Limited (JBVNL) on 30th April 2025. While approving the true up for FY23-24, the Hon'ble Commission disallowed major cost elements of JBVNL, thus reducing the Aggregate Revenue Requirement to a large extent that had a severe negative impact on the overall finance of JBVNL.

A review petition has been filed in JSERC vide ED (C&R) letter no 177 dated 29/05/2025 to review these disallowances and other issues. JBVNL is hopeful that the Hon'ble Commission will take up these issues in right context and pass the judgement taking the interest of the JBVNL and the Consumers of Jharkhand at large.

2.3 Subsidy to consumers by Government of Jharkhand

The Government of Jharkhand (GoJ) provides subsidy to certain specified categories of consumers. Such subsidy is passed on to such consumers as a deduction in the energy bills towards net payable amount. The company accounts for such subsidy amount as Subsidy Receivable from (GoJ) Government of Jharkhand and the amount received as subsidy are adjusted against the same. During the quarter ended 30th June 2025, the company booked a total subsidy to consumers of ₹ 108307.24 Lakh and received ₹97031.00 Lakh from the GoJ during the same period. The company had received ₹40416.63 Lakh of subsidy amount in advance till the year ended 31st March 2025 of which ₹11276.24 were adjusted against the current period shortfall and the remaining amount received as at 31st March 2025 is shown as advance subsidy received of ₹15608.45 lakh. Refer Note 21: Other Current Liabilities. This does not include the subsidy receivable under MUKHY Yojna. Refer to Note 2.5 below.


2.2 As per the given criteria of segment reporting, the company has no reportable segments.

Information about Major Customers: The Company is not reliant on revenues from transactions with any single customer and does not receive 10% or more of its revenues from transaction with any single external customer.

2.4 The company received assessment order u/s 143(3) for the A.Y. 2018-19 after disallowance of expenses u/s 40(a)(ia), 40A(3) and u/s 36(1) of Rs 2286378/-, Rs 1432273/- and Rs 589081000/- respectively, resulting in reduction of loss for the relevant A.Y. in question and pursuant to order, penalty u/s 270A was imposed on the company for ₹ 1025.78 lakh. The demand has been subsequently adjusted with the refunds of the A.Y. 2021-22, A.Y. 2022-23 and demand letter of the balance amount of Rs. 23624081/- has been served to JBVNL. The company has disputed both the assessment order u/s 143(3) and levy of penalty u/s 270A and has filed appeal against such orders to Commissioner of Appeals, Income Tax. The hearing of the appeals is awaited.

2.5 Mukhyamantri Urja Khushali Yojna (MUKHY Yojna)

The State Cabinet, Govt. of Jharkhand vide resolution no. 1260 dated 03.07.2024, accorded approval to increase monthly free electricity to Domestic Consumers from 125 units to 200 units of consumption. Subsequently, it was observed that despite such free electricity, billing is still done on such consumers in the form of DPS on the past arrears. Considering the low paying capacity of such consumers and also to offload the burden of dues mainly on account of DPS after announcement and implementation of free electricity up to 200 units, a proposal was made to waive the dues of such consumers. Accordingly, the State Cabinet, Govt. of Jharkhand vide resolution no. 1634 dated 30.08.2024, accorded approval to waive the dues/arrears till the month of August 2024 to the tune of approximately ₹ 3620.09 Cr. for DS-Rural and DS-Urban consumers having consumption up to 200 units. It was also approved that the State



8
Kinn B

government will provide this sum to the company in the form of subsidy in two equal tranches in two Financial Years starting from the F.Y. 2024-25. This scheme of waiver has been named as “Mukhyamantri Urja Khushali Yojna”(MUKHY).

In line with the scheme, a total adjustment of ₹ 3580.33 Cr has been made till 31st March 2025 to such domestic consumers reducing the amount from the Sundry Debtors. As against this amount, the company received ₹1810.00 Cr. during the year ended 31st March 2025 and ₹905.09 Cr. during the quarter ended 30th June 2025. The balance of ₹865.24 Cr. is receivable in the subsequent part of the current year which has been presented as Subsidy Receivable under MUKHY Yojna under Note-11: Other current assets.

2.6 Security Deposit Adjustment for Prepaid Meters

During the quarter ended 30th June 2025, the company made adjustment to the consumer ledger by transferring the Security Deposit amount against the installation of prepaid meters after adjustment of arrears on that date. Such amount has resulted in reduction of both Security Deposit liability as well as arrears of such consumers. The unadjusted amount as on 30th June 2025 remained as customer advance. This has happened in two locations namely, ESC Ranchi and ESC Dhanbad. The details of such adjustments is provided in the table below:

Amount in ₹ lakh		
Unit	No. of consumers	Amount of adjustment
ESC Ranchi	7020	343.00
ESC Dhanbad	5513	195.70
Total	12533	538.70

The unadjusted balanced including subsequent top up in prepaid account as advance from the customer as at 30th June 2025 is ₹3297.65 lakh. Refer Note 20: Others Financial Liabilities.

2.7 Other Disclosures

- i. The company does not have any premises on leases requiring compliance with Ind AS 116.
- ii. The inventories of the company are kept for the purpose of self-consumption i.e. for capital works or repair work in ordinary course of business and are not meant for re-sale. These inventories are held in stores to support the distribution and supply of electricity. The inventories are valued at cost. Further, the cost of inventories comprises all costs of purchase, costs of conversion and other costs incurred in bringing the inventories to their present location and condition. The valuation of inventory at cost is in accordance with the principals laid out in IND-AS 2. The practice of valuing the inventories at the lower of cost and net realizable value is consistent with the view that assets should not be carried in excess of amounts expected to be realized from their sale or use.

This disclosure is mainly to clarify that inventories mainly include Distribution transformers (DTRs), cables, lines, poles, spares, meters, metering equipment etc., the specific nature and limited purpose and use is aligning with the specific requirement of JBVNL to support the distribution and supply of electricity and are not commonly saleable. Accordingly, the management estimates that the inventory is shown closest to the realisable value which is the cost.

- iii. During the quarter ended 30th June 2025, interest amounting to ₹3,883.66 lakh has been booked on consumer security deposits. Out of this, interest of ₹87.72 lakh pertains to the current period and has been computed and accounted for on an average balance basis.



[Handwritten signature]

[Handwritten signature]

[Handwritten signature]

[Handwritten signature]

2.8 AT&C Loss for the quarter ended 30th June 2025

Computation of AT&C Loss on the basis of the new guideline from CEA for the quarter ended 30th June 2025


Sl No.	Particulars	Formula	Figures in lakh (Q1)
A	Net Gross Energy Purchased (KWH)		44,862.20
B	Transmission Losses (KWH)		3,598.45
C	Transmission Losses %		8.02%
D	Net Input Energy (KWH)		41,263.75
E	Total Units Sold (KWH)		33,127.36
F	Total Revenue from Sale of Energy including subsidy booked- ₹108307.24 Lakh (INR)		229,109.47
G	Adjusted Revenue - (Adjustment of Revenue Grant-NIL, Subsidy booked for the quarter ₹108307.24 Lakh, Subsidy received during the quarter ₹108307.24 Lakh (INR) (Refer Note 1 below)		229,109.47
H	Opening Debtor for Sale of Energy ² - (INR)		504,387.48
i)	Closing Debtor for Sale of Energy ³ - (INR)		514,073.55
ii)	Any write off - (INR) ³		90,509.00
I	Adjusted Closing Debtor - (INR)	(i + ii)	423,564.55
J	Collection Efficiency (%) ¹	(G+H-I)/F	135.28%
K	Units Realised (KWH)	(E*J)	44,813.69
L	Units Unrealised (KWH) ³	D-K	-
M	AT & C Loss (%) ^{1&3}	L/D	-

Note:

- During the quarter ended 30th June 2025, the company booked a total subsidy to consumers of ₹ 108307.24 Lakh and received ₹97031.00 Lakh from the GoJ during the same period. The company had received ₹40416.63 Lakh of subsidy amount in advance till the year ended 31st March 2025 of which ₹11276.24 were adjusted against the current period shortfall and the remaining amount received as at 31st March 2025 is shown as advance subsidy received of ₹15608.45 lakh. Refer Note 21: Other Current Liabilities. This does not include the subsidy receivable under MUKHY Yojna. Considering the prudence, the company has restricted adjustment of subsidy received upto 100% upto the quarter to reflect proper picture. If the actual received amount is considered, collection efficiency will drastically increase resulting in abnormal reduction in AT&C loss.
- As per Annexure-A of the revised methodology for computing AT&C Losses published by CEA vide letter no. CEA-GO-13-25/1/2023-DPR Division/73 dated 30.06.2023, Opening Debtor and Closing Debtors against Sale of Energy is to be considered. Accordingly, the debtors considered above calculated towards energy dues which is different from the book debt which includes debt of Energy, DPS, Electricity duty etc.
- During the previous year, arrears of ₹358033.26 lakh of Domestic consumers were adjusted against the subsidy under MUKHY Yojna. Accordingly, the trade receivable was written off and reduced by the same amount. The payment from GoJ towards this subsidy received during the previous year was ₹181000.00 which was given effect in calculating the AT&C on receipt basis by writing off Trade Receivable to the same extent. During the quarter ended 30th June 2025, the company received another tranche of ₹905.09 Cr. Similar to the previous year, the company has shown the same amount of receipt as write off on prudent basis on account of which the closing arrear has reduced affecting the collection efficiency. This has resulted in high collection efficiency and hence negative unit realised and AT&C loss during the quarter ended 30th June 2025. Since the figures cannot be negative, we have reported it as nil for the quarter ended.

2.9 In view of low probability that future taxable profit will be available, against which temporary difference can be utilised, no deferred tax assets have been recognised by the company on unused tax losses. In view of the loss during the period, no provision for current tax has been made in the books of accounts during the quarter ended 30th June 2025.

2.10 The figures of previous years have been regrouped or reclassified, wherever it was felt necessary for the True and Fair presentation of Standalone Financial Statement.



[Handwritten signature]

[Handwritten signature]

Note 3A: Property, Plant & Equipment
As at 30th June 2025

Fixed Assets	Gross Block		As at 30th June 2025		Balance as at 1st Apr 2025		Accumulated Depreciation		On disposals/reversals		As at 30th June 2025		As at 30th June 2025		Net Block	
	Additions/(Disposals/Reversals)		Amount		Amount		Amount		Amount		Amount		Amount		Amount	
	Unaudited		Unaudited		Unaudited		Unaudited		Unaudited		Unaudited		Unaudited		Unaudited	
	Amount	Audited	Amount	Audited	Amount	Audited	Amount	Audited	Amount	Audited	Amount	Audited	Amount	Audited	Amount	Audited
Land and land rights	915.27	915.27	915.27	915.27										915.27	915.27	
Building	12,449.39	12,449.39	12,540.65	12,540.65	3,208.93	3,208.93	83.22							9,240.50	9,240.50	
Plant and Machinery	5,90,836.67	4,706.91	5,95,543.57	5,95,543.57	1,65,938.47	1,65,938.47	6,245.72							4,23,359.38	4,23,359.38	
Lines and Cable Network	16,15,871.22	18,825.73	16,34,696.95	16,34,696.95	6,20,048.22	6,20,048.22	17,098.03							9,97,550.70	9,97,550.70	
Meters	72,421.34	2,360.57	74,781.91	74,781.91	27,598.54	27,598.54	2,337.83							44,845.54	44,845.54	
Vehicles	353.67		353.67	353.67	292.71	292.71	2.19							58.78	58.78	
Office Equipments	1,084.29	12.96	1,097.24	1,097.24	631.64	631.64	16.27							465.60	465.60	
Furniture and Fixture	411.51	15.24	426.75	426.75	237.27	237.27	5.27							184.21	184.21	
Spare Units/Service Units	2,609.45		2,609.45	2,609.45	2,136.56	2,136.56	6.21							466.69	466.69	
Assets taken over from pending final valuation	208.38		208.38	208.38	187.54	187.54	18.20							20.83	20.83	
Others Civil Works (Roads, Boundary walls etc.)	26,679.71	24.24	26,703.95	26,703.95	3,541.07	3,541.07	178.20							22,984.68	22,984.68	
Hydraulic Assets	42.17		42.17	42.17	3.86	3.86	0.44							37.87	37.87	
Batteries	0.38		0.38	0.38	0.08	0.08	0.01							0.29	0.29	
IT Equipments	1,584.88		1,584.88	1,584.88	950.93	950.93	59.43							574.52	574.52	
Total	23,25,468.32	26,036.90	23,51,505.22	23,51,505.22	8,24,759.54	8,24,759.54	26,032.81							15,00,712.87	15,00,712.87	

As at 31st March 2025

Fixed Assets	Gross Block		Balance as at 31st March 2025		Balance as at 1st Apr 2024		Accumulated Depreciation		On disposals/reversals		Balance as at 31st March 2025		As at 31st March 2025		Net Block	
	Additions/(Disposals)		Amount		Amount		Amount		Amount		Amount		Amount		Amount	
	Unaudited		Unaudited		Unaudited		Unaudited		Unaudited		Unaudited		Unaudited		Unaudited	
	Amount	Audited	Amount	Audited	Amount	Audited	Amount	Audited	Amount	Audited	Amount	Audited	Amount	Audited	Amount	Audited
Land and land rights	915.36	915.36	915.27	915.27										915.27	915.36	
Building	12,110.09	339.30	12,449.39	12,449.39	2,884.68	2,884.68	324.25							9,240.46	9,225.41	
Plant and Machinery	5,78,252.71	12,583.96	5,90,836.67	5,90,836.67	1,41,367.12	1,41,367.12	24,571.35							4,24,898.20	4,36,885.59	
Lines and Cable Network	15,63,985.57	51,885.66	16,15,871.22	16,15,871.22	5,53,339.47	5,53,339.47	66,708.75							9,95,823.00	10,10,646.10	
Meters	55,670.96	16,790.37	72,421.34	72,421.34	20,095.77	20,095.77	7,502.77							44,822.80	35,575.19	
Vehicles	319.77	33.89	353.67	353.67	287.16	287.16	5.55							60.96	32.61	
Office Equipments	996.34	87.95	1,084.29	1,084.29	553.77	553.77	61.61							468.92	442.57	
Furniture and Fixture	386.48	25.03	411.51	411.51	220.04	220.04	17.23							174.24	166.43	
Spare Units/Service Units	2,609.45		2,609.45	2,609.45	2,111.73	2,111.73	24.82							472.90	497.72	
Assets taken over from pending final valuation	208.38		208.38	208.38	187.54	187.54								20.83	20.83	
Others Civil Works (Roads, Boundary walls etc.)	26,485.87	193.84	26,679.71	26,679.71	2,831.37	2,831.37	709.70							23,138.64	23,654.50	
Hydraulic Assets	42.17		42.17	42.17	2.08	2.08	1.78							38.31	40.09	
Batteries	0.38		0.38	0.38	0.03	0.03	0.06							0.30	0.35	
IT Equipments	1,584.88		1,584.88	1,584.88	713.19	713.19	237.73							633.95	871.68	
Total	22,43,568.40	81,899.92	23,25,468.32	23,25,468.32	7,24,593.95	7,24,593.95	1,00,165.59							8,24,759.54	15,18,974.45	

As at 1st April 2024

Fixed Assets	Gross Block		Balance as at 1st April 2024		Balance as at 31st March 2024		Accumulated Depreciation		On disposals/reversals		Balance as at 1st April 2024		Balance as at 31st March 2024		Net Block	
	Reclassification/Restatement		Amount		Amount		Amount		Amount		Amount		Amount		Amount	
	Unaudited		Unaudited		Unaudited		Unaudited		Unaudited		Unaudited		Unaudited		Unaudited	
	Amount	Audited	Amount	Audited	Amount	Audited	Amount	Audited	Amount	Audited	Amount	Audited	Amount	Audited	Amount	Audited
Land and land rights	915.36	915.36	915.36	915.36										915.36	915.36	
Building	12,110.09		12,110.09	12,110.09	2,884.68	2,884.68								9,225.41	9,225.41	
Plant and Machinery	5,77,987.30	265.40	5,78,252.71	5,78,252.71	1,41,363.55	1,41,363.55	13.57							4,36,885.59	4,36,633.75	
Lines and Cable Network	15,62,776.06	1,209.51	15,63,985.57	15,63,985.57	5,53,339.47	5,53,339.47	54.08							10,10,646.10	10,09,490.57	
Meters	55,670.96		55,670.96	55,670.96	20,095.77	20,095.77								35,575.19	35,575.19	
Vehicles	319.77		319.77	319.77	287.16	287.16								32.61	32.61	
Office Equipments	996.34		996.34	996.34	553.77	553.77								442.57	442.57	
Furniture and Fixture	386.48		386.48	386.48	220.04	220.04								166.43	166.43	
Spare Units/Service Units	2,609.45		2,609.45	2,609.45	2,111.73	2,111.73								497.72	497.72	
Assets taken over from pending final valuation	208.38		208.38	208.38	187.54	187.54								20.83	20.83	
Others Civil Works (Roads, Boundary walls etc.)	26,485.87		26,485.87	26,485.87	2,831.37	2,831.37								23,654.50	23,654.50	
Hydraulic Assets	42.17		42.17	42.17	2.08	2.08								40.09	40.09	
Batteries	0.38		0.38	0.38	0.03	0.03								0.35	0.35	
IT Equipments	1,584.88		1,584.88	1,584.88	713.19	713.19								871.68	871.68	
Total	22,42,093.49	1,474.91	22,43,568.40	22,43,568.40	7,24,526.31	7,24,526.31	67.64							15,18,974.45	15,17,567.19	

11

Unaudited
in ₹ lakh

Particulars	Amount in CWIP for a period of				
	Less than 1 year	1-2 years	2-3 years	>3 years	Total
Projects in Progress	38,594.22	1,30,564.65	16,373.72	9,678.38	1,95,210.97
Projects temporarily suspended	-	-	-	-	-
Total	38,594.22	1,30,564.65	16,373.72	9,678.38	1,95,210.97
	Audited	Audited	Audited	Audited	Audited

Particulars	Amount in CWIP for a period of				
	Less than 1 year	1-2 years	2-3 years	>3 years	Total
Projects in Progress	1,30,564.65	16,373.72	4,364.86	5,313.53	1,56,616.75
Projects temporarily suspended	-	-	-	-	-
Total	1,30,564.65	16,373.72	4,364.86	5,313.53	1,56,616.75
	Audited	Audited	Audited	Audited	Audited

Particulars	Amount in CWIP for a period of				
	Less than 1 year	1-2 years	2-3 years	>3 years	Total
Projects in Progress	16,373.72	4,364.86	1,346.86	4,387.57	26,473.01
Projects temporarily suspended	-	-	-	-	-
Total	16,373.72	4,364.86	1,346.86	4,387.57	26,473.01
	Audited	Audited	Audited	Audited	Audited

Note 3C: Intangible Asset

As at 30th June 2025

Particulars	Gross Block		Accumulated Amortisation		Net Block	
	Balance as at 1st Apr 2025	As at 30th June 2025	Balance as at 1st Apr 2025	As at 30th June 2025	Balance as at 30th June 2025	As at 31st March 2025
Intangible Asset						
Projects in Progress	16,373.72	16,373.72	11.85	11.85	16,361.87	16,361.87
Projects temporarily suspended	-	-	-	-	-	-
Total	16,373.72	16,373.72	11.85	11.85	16,361.87	16,361.87
	Audited	Audited	Audited	Audited	Audited	Audited

As at 31st March 2025

Particulars	Gross Block		Accumulated Amortisation		Net Block	
	Balance as at 1st Apr 2024	Balance as at 31st March 2025	Balance as at 1st Apr 2024	Balance as at 31st March 2025	Balance as at 31st March 2025	As at 31st March 2024
Intangible Asset						
Projects in Progress	16,373.72	16,373.72	11.85	11.85	16,361.87	16,361.87
Projects temporarily suspended	-	-	-	-	-	-
Total	16,373.72	16,373.72	11.85	11.85	16,361.87	16,361.87
	Audited	Audited	Audited	Audited	Audited	Audited

As at 1st April 2024

Particulars	Gross Block		Accumulated Amortisation		Net Block	
	Balance as at 31st March 2024	Balance as at 1st April 2024	Balance as at 31st March 2024	Balance as at 1st April 2024	Balance as at 1st April 2024	Balance as at 31st March 2024
Intangible Asset						
Projects in Progress	16,373.72	16,373.72	11.85	11.85	16,361.87	16,361.87
Projects temporarily suspended	-	-	-	-	-	-
Total	16,373.72	16,373.72	11.85	11.85	16,361.87	16,361.87
	Audited	Audited	Audited	Audited	Audited	Audited



(Signature)

(Signature)

(Signature)

(Signature)

Note 4: Financial Asset-Non-Current Investments

in ₹ lakh

Particulars	As at 30th June 2025	As at 31st March 2025	As at 1 st April 2024
	Amount	Amount	Amount
	Unaudited	Audited	Audited
a. Trade Investments			
Investment in equity instrument	-	-	-
	-	-	-
b. Other Investments			
Investment in equity instrument	84,791.65	84,791.65	76,051.65
In Joint Venture Company- Patratu Vidyut Utpadan Nigam Limited (Fully Paid up equity shares 847916540 @ ₹ 10/- each, P.Y. 760516540 shares @ ₹ 10/- each)			
	84,791.65	84,791.65	76,051.65
Grand Total (a + b)	84,791.65	84,791.65	76,051.65
Less : Provision for diminution in the value of Investments	-	-	-
Total	84,791.65	84,791.65	76,051.65

Note 5: Financial Asset- Others

in ₹ lakh

Particulars	As at 30th June 2025	As at 31st March 2025	As at 1 st April 2024
	Amount	Amount	Amount
	Unaudited	Audited	Audited
(i) Bank Deposits	50,389.43	49,076.92	50,279.84
(ii) Share application money with PVUNL	6,324.32	6,324.32	-
Total	56,713.75	55,401.24	50,279.84



[Handwritten signature]

[Handwritten signature]

[Handwritten signature]

[Handwritten signature]

Note 6: Other Non-Current Assets

in ₹ lakh

Particulars	As at	As at	As at
	30th June 2025	31st March 2025	1st April 2024
	Amount	Amount	Amount
	Unaudited	Audited	Audited
a. Capital Advances			
Capital Advances	52,341.60	52,526.54	34,175.57
	52,341.60	52,526.54	34,175.57
b. Assets against retiral benefits			
Receivables From JSEEMT Pension Fund	2,67,224.86	2,65,599.09	2,49,530.89
Receivables From JSEEMT Gratuity Fund	18,490.30	18,262.64	12,770.05
Receivables From JSEEMT Earned Leave Encashment Fund	20,679.76	20,443.94	11,911.23
Receivables From JSEEMT GPF Fund	15,829.83	15,351.70	12,793.24
Receivables From JSEEMT GSS Fund	1,714.16	1,758.59	1,464.02
	3,23,938.91	3,21,415.97	2,88,469.43
c. Others			
Claim Receivable from GOJ	2,67,965.07	2,67,965.07	2,67,965.07
Receivable from GoJ (PTPS)	20,627.60	20,627.60	20,627.60
Other Receivable	9,975.29	8,599.97	1,441.60
TDS & Advances to Tax Authorities	1,495.07	1,495.07	1,495.07
Advance to Commercial taxes	494.27	494.27	494.27
Amount owing from Licensees	46.98	46.98	46.98
Subsidy Receivable from GoJ_MUKHY	-	86,033.26	-
	3,00,604.28	3,85,262.22	2,92,070.59
Total	6,76,884.79	7,59,204.73	6,14,715.59

Note 7: Inventories

in ₹ lakh

Particulars	As at	As at	As at
	30th June 2025	31st March 2025	1st April 2024
	Amount	Amount	Amount
	Unaudited	Audited	Audited
a. Raw Materials and components			
Stock of Materials (Capital)	15,996.88	17,800.61	17,365.71
Stock of Materials (O&M)	8,320.99	7,014.58	5,596.06
Total	24,317.88	24,815.19	22,961.78



Handwritten signature

Handwritten signature

Handwritten signature

Handwritten signature

Note 8: Trade Receivables

in ₹ lakh

Particulars	As at 30th June 2025	As at 31st March 2025	As at 1 st April 2024
	Amount	Amount	Amount
	Unaudited	Audited	Audited
Provision for Unbilled Revenue			
Undisputed, considered good	45,865.81	46,667.59	53,885.74
	45,865.81	46,667.59	53,885.74
Trade Receivable other than unbilled revenue			
a) Undisputed, considered good	4,62,692.22	3,38,420.34	5,81,647.46
b) Undisputed Trade Receivables- considered doubtful	-	73,442.99	73,442.99
c) Disputed Trade Receivables-considered good	-	-	-
d) Disputed Trade Receivables- considered doubtful	2,39,901.26	2,58,588.57	2,58,588.57
	7,02,593.48	6,70,451.91	9,13,679.03
Less: Provision for doubtful debts	1,94,602.18	1,94,301.95	3,32,031.57
	5,07,991.30	4,76,149.96	5,81,647.46
Total	5,53,857.11	5,22,817.55	6,35,533.20



[Handwritten signature]

[Handwritten signature]

[Handwritten signature]

[Handwritten signature]

Note 9: Cash and Cash Equivalents

in ₹ lakh

Particulars	As at 30th June 2025		As at 31st March 2025		As at 1st April 2024	
	Amount	Amount	Amount	Amount	Amount	Amount
	Unaudited		Audited		Audited	
a. Balances with banks	1,90,887.11	1,90,887.11	2,04,153.01	2,04,153.01	2,18,252.44	2,18,252.44
b. Cash in hand	20.93		22.80		13.02	
Imprest Cash	246.34	267.28	234.46	257.26	238.12	251.14
Total		1,91,154.38		2,04,410.27		2,18,503.58

Note 10: Bank Balances Other than Cash & Cash Equivalent

in ₹ lakh

Particulars	As at 30th June 2025	As at 31st March 2025	As at 1st April 2024
	Amount	Amount	Amount
	Unaudited	Audited	Audited
Bank Deposits	51,607.78	51,948.30	50,563.86
Total	51,607.78	51,948.30	50,563.86



[Handwritten signature]

[Handwritten signature]

[Handwritten signature]

[Handwritten signature]

Note 11: Other Current Assets

in ₹ lakh

Particulars	As at	As at	As at
	30th June 2025	31st March 2025	1st April 2024
	Amount	Amount	Amount
	Unaudited	Audited	Audited
i) Advances Other Than Capital Advances			
1 Others			
Others Suppliers	443.43	443.43	540.13
Contractors	51.92	51.72	94.80
	495.34	495.14	634.93
2. Advances to Employees:			
Advances to Staff	27.30	27.30	27.30
TA/Conveyance Advance	17.88	21.49	27.70
Festival	9.21	9.71	10.72
Car/Marriage Advance	1.77	1.77	1.80
Motor Cycle Advance	0.06	0.06	0.07
Cycle Advance	0.18	0.18	0.18
House Building/Pay Advance	35.59	34.63	33.34
Medical Advance	71.85	53.19	48.20
Arrear Pay in Advance	37.33	37.33	37.33
Temporary Advance	114.27	106.40	108.10
Other Advance	59.08	58.72	42.68
Computer Advance	0.23	0.23	0.23
	374.74	351.03	337.66
3. Taxes:			
TDS & Advances to Authorities	1,655.59	1,623.88	1,985.50
TCS Collected at Source-GST	3.87	3.87	-
Advance to Commercial taxes	-	-	-
Deposit to GST Authorities	2,000.00	-	-
	3,659.46	1,627.75	1,985.50
4. Others:			
GBI Claim From IREDA receivable	1,174.54	981.06	951.83
Deferred Expense	77.78	66.93	-
Subsidy Receivable from GoJ_MUKHY	86,524.26	91,000.00	-
	87,776.58	92,048.00	951.83
Grand Total - i)	92,306.12	94,521.91	3,909.91
ii) Others			
1. Inter-Unit balances:	39,985.69	37,791.06	55,884.33
	39,985.69	37,791.06	55,884.33
2. Inter-Company Transactions			
JUVNL	550.03	48.83	665.01
	550.03	48.83	665.01
3. Retiral benefits			
Officers Welfare Fund	-	-	(0.01)
C.P.F	542.20	542.47	546.44
G.P.F	-	-	-
Group Saving Scheme	-	-	-
Group Insurance (Board)	(0.21)	(0.21)	(0.21)
Master Trust	23,368.83	26,873.45	12,466.30
	23,910.82	27,415.71	13,012.52
Grand Total - ii)	64,446.54	65,255.59	69,561.87
Grand Total - (i) + ii)	1,56,752.66	1,59,777.51	73,471.78



CA Himanshu B

B

Note 12: Equity Share Capital

a. Details of Share Capital

in ₹ lakh

Particulars	As at	As at	As at
	30th June 2025	31st March 2025	1st April 2024
	Amount	Amount	Amount
	Unaudited	Audited	Audited
Authorised (Opening: 4836222500 Equity Shares, addition during the period: NIL , closing 4836222500 of ₹ 10/- each)	4,83,622.25	4,83,622.25	3,30,213.00
Issued (Opening: 4785542500 Equity Shares, addition during the period 50000000, closing 4835542500 of ₹ 10/- each)	4,83,554.25	4,78,554.25	3,24,645.00
Subscribed & fully Paid up (Opening: 4785542500 Equity Shares, addition during the period 50000000, closing 4835542500 of ₹ 10/- each)	4,83,554.25	4,78,554.25	3,24,645.00

in ₹ lakh

Particulars	Equity Shares					
	As at 30th June 2025		As at 31st March 2025		As at 1st April 2024	
	Number	Amount	Number	Amount	Number	Amount
	Unaudited		Audited		Audited	
Shares outstanding at the beginning of the year	4,78,55,42,500	4,78,554.25	3,24,64,50,000	3,24,645.00	3,24,64,50,000	3,24,645.00
Shares Issued during the period	5,00,00,000	5,000.00	1,53,90,92,500	1,53,909.25	-	-
Shares bought back during the period	-	-	-	-	-	-
Any other movement	-	-	-	-	-	-
Shares outstanding at the end of the period	4,83,55,42,500	4,83,554.25	4,78,55,42,500	4,78,554.25	3,24,64,50,000	3,24,645.00

c. Out of Equity shares issued by the Company, shares held by its holding company, ultimate holding company and their subsidiaries/ associates are as below:

in ₹ lakh

Particulars	Nature of Relationship	As at	As at	As at
		30th June 2025	31st March 2025	1st April 2024
		Unaudited	Audited	Audited
Equity Shares				
Jharkhand Urja Vikas Nigam Ltd	Holding Company	4,83,554.19	4,78,554.19	3,24,644.94

d. Details of Shareholding in the Company


in ₹ lakh

Name of Shareholder	Equity Shares					
	As at 30th June 2025		As at 31st March 2025		As at 1st April 2024	
	No. of Shares held	% of Holding	No. of Shares held	% of Holding	No. of Shares held	% of Holding
	Unaudited		Audited		Audited	
Jharkhand Urja Vikas Nigam Ltd	4,83,55,41,900	99.99999%	4,78,55,41,900	99.99999%	3,24,64,49,400	99.99998%
Principal Secretary/ Secretary, Power, GoJ	100	0.000002%	100	0.000002%	100	0.000003%
Principal Secretary/ Secretary, Finance, GoJ	100	0.000002%	100	0.000002%	100	0.000003%
Principal Secretary/ Secretary, Planning & Development, GoJ	100	0.000002%	100	0.000002%	100	0.000003%
Principal Secretary/ Secretary, Water Resource, GoJ	100	0.000002%	100	0.000002%	100	0.000003%
Principal Secretary/ Secretary, Mines & Natural Resources, GoJ	100	0.000002%	100	0.000002%	100	0.000003%
Principal Secretary/ Secretary, Forest & Environment, GoJ	100	0.000002%	100	0.000002%	100	0.000003%
Total	4,83,55,42,500	100.00%	4,78,55,42,500	100.00%	3,24,64,50,000	100.00%

e. Details of Promoter's Shareholding in the Company

in ₹ lakh

Name of Shareholder	Equity Shares					
	As at 30th June 2025		As at 31st March 2025		As at 1st April 2024	
	No. of Shares held	% of Holding	No. of Shares held	% of Holding	No. of Shares held	% of Holding
	Unaudited		Audited		Audited	
Principal Secretary/ Secretary, Power, GoJ	100	0.00000%	100	0.00000%	100	0.00000%
Principal Secretary/ Secretary, Finance, GoJ	100	0.00000%	100	0.00000%	100	0.00000%
Principal Secretary/ Secretary, Planning & Development, GoJ	100	0.00000%	100	0.00000%	100	0.00000%
Principal Secretary/ Secretary, Water Resource, GoJ	100	0.00000%	100	0.00000%	100	0.00000%
Principal Secretary/ Secretary, Mines & Natural Resources, GoJ	100	0.00000%	100	0.00000%	100	0.00000%
Principal Secretary/ Secretary, Forest & Environment, GoJ	100	0.00000%	100	0.00000%	100	0.00000%
Total	600	0.00%	600	0.00%	600	0.00%



(Handwritten signature)

(Handwritten signature)

(Handwritten signature)

Note 13A Other Equity

in ₹ lakh

Particulars	As at	As at	As at
	30th June 2025	31st March 2025	1st April 2024
	Amount	Amount	Amount
	Unaudited	Audited	Audited
i) Retained Earnings			
Opening balance	(20,27,775.65)	(18,33,049.57)	(18,32,518.51)
Adjustments for			
Prior Period adjutmets		-	(531.06)
Adjusted Retained Earnings	(20,27,775.65)	(18,33,049.57)	(18,33,049.57)
(+) Net Profit/(Net Loss) For the current year	(1,09,232.68)	(1,94,726.08)	-
(+) Comprehensive Income/(Expense)not be reclassified to profit or loss	-	-	-
(+) Transfer from Reserves	-	-	-
(-) Interim Dividends	-	-	-
(-) Transfer to Reserves	-	-	-
Closing Balance	(21,37,008.33)	(20,27,775.65)	(18,33,049.57)
ii) Other comprehensive Income/Expenditure			
Opening balance	(25,884.79)	(18,731.29)	(18,731.29)
Adjustments for			
Prior Period adjutmets	-	(7,153.50)	-
(+) Addition during the year	-	-	-
Closing Balance	(25,884.79)	(25,884.79)	(18,731.29)
Reserves & Surplus Balance (i+ii)	(21,62,893.12)	(20,53,660.44)	(18,51,780.86)
iii) Share Application Money received			
Opening balance	5,200.45	1,54,109.70	1,54,109.70
Add: Share Application Money received	-	5,000.00	-
Less: Utilised for allotment of equity shares	5,000.00	1,53,909.25	-
Share application money pending allotment	200.45	5,200.45	1,54,109.70
Other Equity as at the end of period (i+ii+iii)	(21,62,692.67)	(20,48,459.99)	(16,97,671.16)

Note 13B Restructuring Account

in ₹ lakh

Particulars	As at	As at	As at
	30th June 2025	31st March 2025	1st April 2024
	Amount	Amount	Amount
	Unaudited	Audited	Audited
Restructuring Account (Equity Portion) (as per GoJ notified "The Jharkhand State Electricity Reform Revised Transfer Scheme 2015" vide Notification no. 2917, Ranchi dated 20.11.2015)	-	-	-
Restructuring Account (Additional)	(1,66,672.73)	(1,66,672.73)	(1,47,784.29)
Total	(1,66,672.73)	(1,66,672.73)	(1,47,784.29)



[Handwritten signature]

[Handwritten signature]

[Handwritten signature]

Note 14: Borrowings- Financial Liability


in ₹ lakh

Particulars	As at	As at	As at
	30th June 2025	31st March 2025	1st April 2024
	Amount	Amount	Amount
	Unaudited	Audited	Audited
Secured			
Term loans			
Loan from PFC	91,151.84	81,317.00	97,584.34
Loan from REC	1,23,439.06	1,23,439.06	1,18,039.06
Loan from World Bank	14,500.00	22,000.00	14,500.00
Sub-Total	2,29,090.90	2,26,756.06	2,30,123.39
Unsecured			
Term loans			
Loan from State Government	11,04,604.58	11,66,137.09	9,02,521.61
Sub-Total	11,04,604.58	11,66,137.09	9,02,521.61
Total	13,33,695.48	13,92,893.14	11,32,645.00

Note 15: Borrowings- Current Financial Liability

in ₹ lakh

Particulars	As at	As at	As at
	30th June 2025	31st March 2025	1st April 2024
	Amount	Amount	Amount
	Unaudited	Audited	Audited
a. Loans repayable on demand			
Unsecured			
Loan from Government	2,38,473.64	1,69,441.13	2,04,734.80
Sub-Total	2,38,473.64	1,69,441.13	2,04,734.80
b. Interest Payable			
Interest on Government Loan	6,63,269.99	6,16,189.98	4,47,237.46
Interest on Other FI loans	22,544.55	13,920.40	8,397.68
Sub-Total	6,85,814.54	6,30,110.38	4,55,635.14
c. Working Capital Loan			
Sub-Total	30,979.06	45,677.87	66,165.31
Sub-Total	30,979.06	45,677.87	66,165.31
Total	9,55,267.24	8,45,229.38	7,26,535.25



Chh

R Nma

[Signature]

Note 16: Consumers' Security Deposit


in ₹ lakh

Particulars	As at	As at	As at
	30th June 2025	31st March 2025	1st April 2024
	Amount	Amount	Amount
	Unaudited	Audited	Audited
Consumers' Security Deposit			
Security deposits from Consumer	1,53,423.51	1,47,214.60	1,39,418.46
Interest payable on Consumers deposits	80,050.09	76,434.00	66,163.74
Total	2,33,473.60	2,23,648.60	2,05,582.20

Note 17: Government Grants

in ₹ lakh

Particulars	As at	As at	As at
	30th June 2025	31st March 2025	1st April 2024
	Amount	Amount	Amount
	Unaudited	Audited	Audited
Opening Grant	9,85,192.49	9,57,047.42	9,57,047.42
Add: Movement during the year	18,056.39	28,145.07	-
Total	10,03,248.88	9,85,192.49	9,57,047.42



[Handwritten signature]

[Handwritten signature]

[Handwritten signature]

Note 18A: Other Non Current Liabilities- Provisions

in ₹ lakh

Particulars	As at	As at	As at
	30th June 2025	31st March 2025	1st April 2024
	Amount	Amount	Amount
	Unaudited	Audited	Audited
Terminal Benefits Liability			
Liability for Pension Fund	3,04,178.01	3,02,552.25	2,77,502.80
Liability for Gratuity Fund	18,097.12	18,262.03	14,225.92
Liability for Earned Leave Encashment Fund	20,390.60	20,443.56	16,727.54
Liability for GPF Fund	15,811.40	15,324.11	12,711.74
Liability for GSS Fund	1,639.67	1,696.79	1,459.56
Total	3,60,116.80	3,58,278.74	3,22,627.56

Note 18B: Other Non Current Liabilities- Others

in ₹ lakh

Particulars	As at	As at	As at
	30th June 2025	31st March 2025	1st April 2024
	Amount	Amount	Amount
	Unaudited	Audited	Audited
Others			
Security Deposit from Contractors	12,132.96	11,781.23	11,332.34
Keep Back deposit	53,857.37	47,839.52	39,493.22
Penalty Keep Back	7,631.41	7,590.91	7,543.67
Retention Money for Suppliers /Contractors	91,426.45	87,493.26	92,050.10
Penalty for Contractors	294.16	277.20	329.80
Earnest Money Deposit	4,388.58	4,481.50	3,312.46
Total	1,69,730.93	1,59,463.62	1,54,061.58



[Handwritten signature]

[Handwritten signature]

Nimh

[Handwritten signature]

Note 19: Trade Payables

As at 30th June 2025

Unaudited
in ₹ lakh

Particulars	Outstanding for following periods from due date of payment				
	Less than 1 year	1-2 years	2-3 years	>3 years	Total
a. Related Parties					
(i) MSME					
(ii) Others	5,689.72	68,424.21	85,042.80	6,41,656.59	8,00,813.32
a. Total Related Parties	5,689.72	68,424.21	85,042.80	6,41,656.59	8,00,813.32
b. Others					
(i) MSME					
(ii) Others	89,457.83	4,860.18	4,699.90	12,348.25	1,11,366.15
b. Total Others	89,457.83	4,860.18	4,699.90	12,348.25	1,11,366.15
Total	95,147.55	73,284.39	89,742.70	6,54,004.83	9,12,179.47

As at 31st March 2025

Audited
in ₹ lakh

Particulars	Outstanding for following periods from due date of payment				
	Less than 1 year	1-2 years	2-3 years	>3 years	Total
a. Related Parties					
(i) MSME					
(ii) Others	68,424.21	85,042.80	58,665.09	5,82,991.50	7,95,123.60
a. Total Related Parties	68,424.21	85,042.80	58,665.09	5,82,991.50	7,95,123.60
b. Others					
(i) MSME					
(ii) Others	1,22,547.87	784.53	663.67	99.15	1,24,095.22
b. Total Others	1,22,547.87	784.53	663.67	99.15	1,24,095.22
Total	1,90,972.08	85,827.33	59,328.76	5,83,090.65	9,19,218.81

As at 1st April 2024

Audited
in ₹ lakh

Particulars	Outstanding for following periods from due date of payment				
	Less than 1 year	1-2 years	2-3 years	>3 years	Total
a. Related Parties					
(i) MSME					
(ii) Others	85,042.80	58,665.09	32,785.60	5,50,205.90	7,26,699.39
a. Total Related Parties	85,042.80	58,665.09	32,785.60	5,50,205.90	7,26,699.39
b. Others					
(i) MSME					
(ii) Others	3,06,156.36	493.92	663.67	99.15	3,07,413.09
b. Total Others	3,06,156.36	493.92	663.67	99.15	3,07,413.09
Total	3,91,199.16	59,159.01	33,449.26	5,50,305.05	10,34,112.48



Ch


B Prasad

6

Note 20: Other Current Financial Liabilities

in ₹ lakh

Particulars	As at 30th June 2025	As at 31st March 2025	As at 1st April 2024
	Amount	Amount	Amount
	Unaudited	Audited	Audited
a. Receipts under Deposit Head			
(a) Receipts from Consumers- Deposit works, Consumer Contribution, Electrification, Service, Connection	67,922.46	65,656.09	48,100.47
(b) Advance for Deposit Work	20,497.48	19,153.37	21,667.62
	88,419.95	84,809.46	69,768.09
b. Others			
Liabilities for Establishment	3,258.67	2,122.07	1,624.31
Salary Payable	2,198.29	2,210.19	2,090.94
Other Liabilities	213.18	123.69	168.66
Other Payable	-	-	-
Security Deposit from Staff	3.27	3.23	3.19
Other Deposit	0.39	0.39	0.39
Statutory Audit, Internal Audit & Tax Audit	15.64	23.35	30.13
Other Liabilities (REC)	4,006.36	3,958.71	3,760.13
Advance from consumers	3,297.65	4,281.46	-
Sundry Creditors(Purchase)	161.76	161.76	190.35
Liability for Capital Suppliers/Works	96,343.91	97,732.37	71,766.36
Liabilities for O.M.Suppliers/Works	21,047.82	19,732.62	19,155.10
	1,30,546.93	1,30,349.84	98,789.55
Total	2,18,966.88	2,15,159.30	1,68,557.64



Handwritten signature/initials in blue ink.

Handwritten signature/initials in blue ink.

Handwritten signature/initials in blue ink.

Note 21: Other Current Liabilities

in ₹ lakh

Particulars	As at	As at	As at
	30th June 2025	31st March 2025	1st April 2024
	Amount	Amount	Amount
	Unaudited	Audited	Audited
(a) Tax Payable:			
Income Tax deducted at source	242.48	626.52	104.85
Sales Tax/ Professional Tax/ Labour Cess payable	117.90	151.54	204.35
TDS deducted on CGST	36.65	188.39	22.71
TDS deducted on SGST	36.65	188.39	22.71
TDS deducted on IGST	2.76	52.29	6.41
(b) Others:			
Electricity Duty Recoveries	1,07,215.62	99,724.78	81,890.64
Royalty Payable	9.49	7.48	6.30
Public Works Department	0.25	0.25	0.25
GST Liability	8.38	13.13	21.90
Compounding Fees Payable	3,060.55	2,903.44	2,385.77
Advance Subsidy Received from GoJ_Other than Mukhy	15,608.45	26,884.69	6,264.83
Total	1,26,339.16	1,30,740.90	90,930.73

Note 22: Provisions- Current

in ₹ lakh

Particulars	As at	As at	As at
	30th June 2025	31st March 2025	1st April 2024
	Amount	Amount	Amount
	Unaudited	Audited	Audited
Leave Encashment	-	-	-
Gratuity Reserve	-	-	-
Pension Reserve	-	-	-
New Pension Scheme	28.95	28.79	38.40
Contribution to CPF	13.75	13.75	13.75
EPF(Employers)	136.96	136.30	136.72
EPF(Employees)	92.16	121.65	116.11
ESI(Employers)	24.27	24.26	32.91
ESI(Employees)	36.40	36.40	36.40
PLI & LIP	13.38	15.30	17.08
Liability for Leave Encashment Contribution	359.95	-	-
Liability for Gratuity Encashment Contribution	285.22	-	-
Liability for Pension Contribution	21311.55	19381.62	8,944.54
Liability for GPF Deduction	577.86	-	-
Liability for GSS Deduction	6.37	-	-
Liability for Pension Fund	2024.46	7613.97	5892.41
Liability for Gratuity Fund	-	-	893.77
Liability for Earned Leave Encashment Fund	-	-	291.32
Total	24,911.31	27,372.05	16,413.42



Handwritten signatures and initials in blue ink, including 'Nimra' and 'R'.

Handwritten signature in blue ink.

Note 23: Revenue From Operations

in ₹ lakh

Particulars	For the quarter ended 30th June 2025	For the year ended 31st March 2025
	Amount	Amount
a. Sale of Energy		
Domestic	1,36,532.94	4,40,429.69
Commercial	24,272.84	90,042.26
Public Lighting	430.48	4,815.56
Irrigation	1,574.60	6,337.86
Public Water Works	-	-
Industrial LT	6,794.00	28,402.19
Industrial HT	55,713.46	2,16,993.13
Railway	3,791.15	12,808.59
	2,29,109.47	7,99,829.27
b. Other Operating Revenue		
Meter Rent/Transformer Rent	175.18	716.49
Wheeling Charges / Fuel surcharge/Outside Sale	9,098.53	33,398.99
Receipt from Consumers for capital works	760.80	2,695.35
Miscellaneous Charges from Consumers	-	0.47
	10,034.50	36,811.29
Less:		
c. Rebate allowed to Consumers	1,658.62	6,303.88
Total	2,37,485.35	8,30,336.68

Note 24: Other Income - Revenue Grant from Govt.

in ₹ lakh

Particulars	For the quarter ended 30th June 2025	For the year ended 31st March 2025
	Amount	Amount
Grants-in-aid for debt services	-	-
Total	-	-



Handwritten signature/initials in blue ink.

Handwritten signature/initials in blue ink.

Handwritten signature/initials in blue ink.

Note 25: Other Income-Others

Particulars	For the quarter ended 30th June 2025	For the year ended 31st March 2025
	Amount	Amount
Amortisation of Grants		
Interest Income from Investment in Fixed Deposits	14,600.61	57,539.50
D.P.S from Consumer	724.64	1,735.26
Interest from Bank (Other than FD)	9,286.11	39,153.65
Supervision Charges	189.34	1,213.82
Miscellaneous Receipt	192.62	1,068.38
Rebate on Power Purchase	54.97	2,156.69
Sale of Scrap	597.45	465.49
Bad & Doubful Debt provision written back	-	597.25
Total	25,645.74	2,41,869.87

in ₹ lakh



Handwritten signature

Handwritten signature

Handwritten signature

Handwritten signature

Note 26: Purchase of Power and Transmission Charges

in ₹ lakh

Particulars	For the quarter ended 30th June 2025	For the Year ended 31 st March 2025
	Amount	Amount
Purchases of Power	2,34,485.16	7,82,797.35
Transmission Charges	25,994.04	89,556.12
Total	2,60,479.20	8,72,353.47

Note 27: Employee Benefits Expense

in ₹ lakh

Particulars	For the quarter ended 30th June 2025	For the Year ended 31 st March 2025
	Amount	Amount
(a) Salaries and incentives	7,005.46	27,501.41
(b) Expenditure related to -		
(ii) Pension	1,929.93	6,929.06
(iii) Earned Leave Encashment	359.95	3,049.79
(iv) Gratuity	285.22	3,117.08
(c) Provident and other fund	3.61	16.30
(d) Staff welfare expenses	38.43	138.95
Total	9,622.61	40,752.59



Handwritten signature/initials

Handwritten signature/initials

Note 28: Finance Costs


in ₹ lakh

Particulars	For the quarter ended 30th June 2025	For the Year ended 31 st March 2025
	Amount	Amount
	Unaudited	Audited
a. Interest expense:		
i) Interest on Bank Loan	7,379.89	10,960.84
ii) Interest on term loan	49,166.51	1,68,321.33
iii) Others	-	-
b. Bank Charges	133.57	445.92
c. Guarantee Commission to GoJ	315.00	-
Total	56,994.96	1,79,728.09

Note 29: Other Expenses- Administrative Expenses

in ₹ lakh

Particulars	For the quarter ended 30th June 2025	For the Year ended 31 st March 2025
	Amount	Amount
	Unaudited	Audited
Rent Rates & Taxes	17.58	68.19
Insurance	-	9.56
Telephone Charges, Postage, telegram & Telex Charges	47.92	399.48
Legal Charges	240.80	448.45
Consultancy Charges	196.26	1,064.43
Technical Fees	-	-
Other Professional Charges/ Collection and Remittance charge	1.03	2.92
Traveling Expenses & Conveyance	49.05	182.53
Vehicle Running Expenses (Petrol & Oil)	44.42	581.81
Hired Vehicles	251.03	955.65
Fees & Subscription	1.37	42.70
Books & Periodicals	0.41	1.17
Printing & Stationery	23.19	78.35
Advertisements	0.34	1.47
Water Charges	0.88	4.10
Electric Charges	0.43	1,121.20
Entertainment Charges	9.65	44.47
Miscellaneous Expenses	21.21	111.57
Home Guard	342.41	981.76
Computer Billing	827.17	2,912.28
Bills Distribution	113.66	547.54
Others	2.49	2,263.57
Other Freight	-	-
Vehicle Running Trucks/Delivery	-	-
Vehicle Running exps-Trucks/vehicles	1.21	-
Vehicle License & Reg. Fees	2.45	0.20
Incidental Stores Expenses	1.20	7.75
Interest on Consumers Deposits	3,883.66	14,525.40
Provision for Doubtful Debts	300.23	210.22
Other Compensation	37.51	118.91
Training & Orientation Programme	2.77	2.90
Commission Expenses	-	20.15
Audit Fees:		
a) Statutory, Tax Audit & certifications	3.20	21.65
Total	6,423.56	26,730.39



29 *[Handwritten signature]* *[Handwritten initials]*

Note 29: Other Expenses - Repairs & Maintenance

in ₹ lakh

Particulars	For the quarter ended 30th June 2025	For the Year ended 31 st March 2025
	Amount	Amount
	Unaudited	Audited
Plant and Machinery	1,034.33	2,643.21
Building	24.56	59.94
Civil Works	60.88	844.10
Line Cable Net Works	11,668.64	43,343.47
Vehicles	2.17	2.67
Furniture and Fixtures	0.30	3.19
Office Equipment	6.51	37.10
IT Equipment	1.38	221.35
Total	12,798.77	47,155.03

Note 30: Other Comprehensive Income/(Expense)

in ₹ lakh

Particulars	For the quarter ended 30th June 2025	For the Year ended 31 st March 2025
	Amount	Amount
	Unaudited	Audited
OCI-Earned Leave Encashment	-	-
OCI-Gratuity	-	612.33
OCE-Pension	-	(7,765.84)
Total	-	(7,153.50)



Handwritten signature/initials

Handwritten signature/initials

Handwritten signature/initials